

3D
PRINTING

QUATRO
AIR TECHNOLOGIES INC.



AIR PURIFICATION SOLUTIONS FOR ADDITIVE MANUFACTURING TECHNOLOGIES



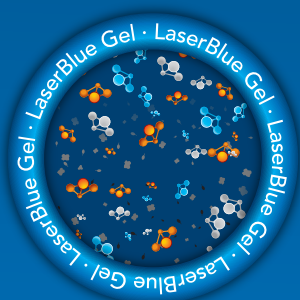
quatroair.com



LaserBlue Gel

Zero Filter Bypass.
Guaranteed!

0%
**FILTER
BYPASS**



Designed to meet the most stringent cleanroom requirements, the LaserBlue gel forms an impenetrable barrier against the hazardous fumes, odors and VOCs resulting from the 3D printing processes.

Unlike any regular gasket, the non-toxic, non-porous gel seal design, guarantees zero filter bypass for the hazardous fumes, odors and VOCs generated by your 3D printer.

Jet-Stream

WIDEBODY

COMPACT FUME EXTRACTOR



|||||
MEDIUM DUTY

|||
QUIET OPERATION

**DISCOVER
OUR CUSTOM
CONFIGURATIONS**



1.877.978.2876 • quatroair.com

- Compact, space-saving design
- Whisper quiet operation (built-in silencer)
- Designed for medium duty applications
- Efficient filtration system including high-volume filter bags and medical-grade HEPA filter
- Variable speed, high power blower
- Quick access to filter and motor compartments
- Customized OEM kits (adapters, control panels, color, logos, packaging)
- Digital control panel
- **Also available:** brushless units and custom filter configurations

FILTERS




AG208-2
High Capacity Bag Filter



F191S
Medical Grade HEPA

ACCESSORIES



AA114
Foot pedal



AA325
2-Station Upgrade Kit

Air Flow:	0-240 m ³ /h / 0-141 CFM
Max Pressure:	90" W.C. / 22 kPa
Motor(s):	1.0 kW High Speed Turbine
Electrical:	120V / 8A or 230V / 4A
Dimensions:	16"W x 14.25"D x 13.5"H / 407mm x 362mm x 343mm
Filter Sequence:	High capacity bag filter (AG208-2) HEPA Filter 99.97% (F191S)
Sound Level:	62 dBA at full speed
Controls:	Remote ON/OFF, communication capabilities
Inlet:	1.5" (38mm) diameter with standard 6' (2m) hose

STANDARD CONFIGURATION

SPH-Mini

LOW PROFILE, LIGHT DUTY FUME EXTRACTORS



LIGHT DUTY



QUIET OPERATION

DISCOVER
OUR CUSTOM
CONFIGURATIONS



1.877.978.2876 • quatroair.com

Left to right: SPH-Mini, SPH400 (size reference) and SPH-Mini with capture arm

- Light duty fume extractor for AM applications (3D Printing)
- Low-profile, space saving design
- Multiple filter arrangement allows for disposable bag, HEPA cartridge and gas phase filter
- Built in whisper quiet features
- Custom chemical filters can be incorporated to deal with specific gas phase contaminants
- Optional digital control panel

STANDARD FILTER



AG162 All-In-One

OPTIONAL FILTERS For dust only applications



F180



AG140

STANDARD CONFIGURATION

Air Flow:	240 m³/h / 141 CFM
Max Pressure:	90" W.C. / 22 kPa
Motor(s):	1.1 kW High Speed Turbine, CSA/UL approved
Voltage:	120V or 230V
Dimensions:	9"W x 9"D x 19"H / 230mm x 230mm x 483mm
Filter Sequence:	All-in-one disposable cardbox filter (AG162) containing: Multi-layered inlet filter pad Medical grade HEPA Filter 99.97% Deep bed, general purpose chemical filter
Options:	Bag filter; Source capture arms; Digital control panel
Inlets:	1,5" Standard; 3" Optional
Discharge:	Recirculation grille
Sound Level:	56 dBA at full speed
Suction hose:	6 feet (2m) of heavy duty hose & clamps

Quatro reserves the right to modify any specifications, at any time without prior notice.



3087792
CONFORMS TO:
UL STD 507
CERTIFIED TO:
CSA STD C22.2 NO 113



SPL400

FUME EXTRACTOR FOR SMALL AM SYSTEMS

QUATRO
AIR TECHNOLOGIES INC.


LIGHT DUTY

QUIET OPERATION
**DISCOVER
OUR CUSTOM
CONFIGURATIONS**


1.877.978.2876 • quatroair.com
Left to right: SPL400 Laser Fume Extractor and SPL400 with capture arm

- Ideal for AM applications generating low debris
- Medium pressure motorized brushless impeller
- Enhanced mobility with heavy duty lockable casters
- Multi-stage filtration system: pre-filter, HEPA and chemical filter
- Whisper quiet operation
- Optional digital control panel

FILTERS



F164
Pleated Pre-filter



F075
Medical Grade HEPA



F072-GPC
Chemical Filter

STANDARD CONFIGURATION

Air Flow:	510 m ³ /h / 300 CFM
Motor(s):	Motorized impellers, backward inclined, non-overloading
Voltage:	120V or 230V
Dimensions:	13"W x 16"D x 20"H / 330mm x 406mm x 508mm
Filter Sequence:	4" high capacity pleated pre-filter, 30% ASHRAE (F164) 6" Medical grade HEPA Filter 99.97% (F075) 2" Chemical filter (F072-GPC)
Optional Inlets:	3" or 4" diameter
Discharge:	Recirculation grille
Sound Level:	54 dBA at full speed
Remote Control:	Optional
Suction hose:	6 feet (2m) of heavy duty hose & clamps

Quatro reserves the right to modify any specifications, at any time without prior notice.



3087792
CONFORMS TO:
UL STD 507
CERTIFIED TO:
CSA STD C22.2 NO 113



SPH400 SERIES

FUME EXTRACTORS LIGHT AND MEDIUM DUTY



MEDIUM DUTY



QUIET OPERATION

**DISCOVER
OUR CUSTOM
CONFIGURATIONS**



Left to right:
PF400S Standalone Bag Pre-filter Module, SPH400 with PF400A attached, SPH400 Standalone

1.877.978.2876 • quatroair.com

- Our most popular model for light and medium duty applications
- Multi-stage filtration system: pre-filter, HEPA and chemical filter
- Up to 50 lbs. (23 kg) of chemical filtration media
- LaserBlue gel seal guarantees ZERO FILTER BYPASS
- Dual high speed turbine for high suction, pressure and airflow
- Enhanced mobility with heavy duty lockable casters
- Whisper quiet operation
- Digital control panel
- **Also available:** brushless units and custom filter configurations

FILTERS



AG168
Knock-out Pad



F074
Medical Grade HEPA



F071
Pleated Pre-filter



AG097
Chemical Filter

PF400 PRE-FILTER MODULE


- High capacity, self-contained bag pre-filter module, provides additional filtration to any existing system
- 2 High density antimicrobial filter bags
- Large holding capacity



STANDARD CONFIGURATION

Air Flow:	0-482 m³/h / 0-280 CFM
Max Pressure:	90" W.C. / 22 kPa
Motor(s):	2 X 1.0 kW High Speed Turbine
Voltage:	120V or 230V
Dimensions:	12"W x 15"D x 24"H / 304mm x 381mm x 762mm
Filter Sequence:	Multi layered knock-out pad (F166-125) Pleated pre-filter, 30% ASHRAE rated (F071) 2" Medical grade HEPA filter 99.97% (F074) 8" Chemical filter (AG097)
Optional Inlets:	2", 3" or 4" diameter
Discharge:	Recirculation grille (Standard configuration); Optional 3" or 4" side collars for venting to the exterior
Sound Level:	62 dBA at full speed
Controls:	Remote ON/OFF, communication capabilities, audible and visual alarms
Suction hose:	6 feet (2m) of heavy duty hose & clamps

Quatro reserves the right to modify any specifications, at any time without prior notice.



SPH400FA

FRONT ACCESS FUME EXTRACTORS



■■■■■■■■■■
MEDIUM DUTY

■■■■■■■■■■
QUIET OPERATION


DISCOVER
OUR CUSTOM
CONFIGURATIONS



1.877.978.2876 • quatroair.com

- Ideal for installing under a table
- Front door filter access for restricted spaces
- Designed for heavy and medium duty applications
- Multi-stage filtration system: pre-filter, HEPA and chemical filter
- LaserBlue gel seal guarantees ZERO FILTER BYPASS
- Dual high speed turbine for high suction, pressure and airflow
- Whisper quiet operation
- Digital control panel
- **Also available:** brushless units and custom filter configurations

FILTERS



F071
Pleated Pre-filter



F074
Medical Grade HEPA



AG097
Chemical Filter


STANDARD CONFIGURATION

Air Flow:	0-482 m³/h / 0-280 CFM
Max Pressure:	90" W.C. / 22 kPa
Motor(s):	2 X 1.0 kW High Speed Turbine
Voltage:	120V or 230V
Dimensions:	12"W x 15"D x 24"H / 304mm x 381mm x 762mm
Filter Sequence:	Pleated pre-filter, 30% ASHRAE rated (F071) 2" Medical grade HEPA filter 99.97% (F074) 8" Chemical filter, 40 lbs / 18kg (AG097)
Optional Inlets:	2", 3" or 4" diameter
Discharge:	Recirculation grille Optional 3" or 4" side collars for venting to the exterior
Sound Level:	62 dBA at full speed
Controls:	Remote ON/OFF, communication capabilities, audible and visual alarms
Suction hose:	6 feet (2m) of heavy duty hose & clamps

Quatro reserves the right to modify any specifications, at any time without prior notice.

LPH400

SPACE-SAVING FUME EXTRACTORS



|||||
MEDIUM DUTY

|||
QUIET OPERATION

DISCOVER
OUR CUSTOM
CONFIGURATIONS



1.877.978.2876 • quatroair.com

- Large reinforced table top (28" x 26"). Custom sizes available.
- Telescopic legs for extra stability
- Front door filter access, No-Tools filter maintenance
- Designed for medium duty applications
- Multi-stage filtration system: pre-filter, HEPA and chemical filter
- LaserBlue gel seal guarantees ZERO FILTER BYPASS
- Dual high speed turbine for high suction, pressure and airflow
- Whisper quiet operation
- Digital control panel
- **Also available:** brushless units and custom filter configurations

FILTERS



F071
Pleated Pre-filter



F074
Medical Grade HEPA



AG097
Chemical Filter

Air Flow:	0-482 m³/h / 0-280 CFM
Max Pressure:	90" W.C. / 22 kPa
Motor(s):	2 X 1.0 kW High Speed Turbine
Voltage:	120V or 230V
Dimensions:	12"W x 15"D x 24"H / 304mm x 381mm x 762mm
Filter Sequence:	Pleated pre-filter, 30% ASHRAE rated (F071) 2" Medical grade HEPA filter 99.97% (F074) 8" Chemical filter, 40 lbs / 18kg (AG097)
Optional Inlets:	2", 3" or 4" diameter
Discharge:	Recirculation grille Optional 3" or 4" side collars for venting to the exterior
Sound Level:	62 dBA at full speed
Controls:	Remote ON/OFF, communication capabilities, audible and visual alarms
Suction hose:	6 feet (2m) of heavy duty hose & clamps

STANDARD CONFIGURATION

Quatro reserves the right to modify any specifications, at any time without prior notice.



HEAVY DUTY



QUIET OPERATION

DISCOVER
OUR CUSTOM
CONFIGURATIONS



1.877.978.2876 • quatroair.com

CSA600 SERIES

HEAVY-DUTY FUME EXTRACTORS FOR AM SYSTEMS

- Designed for large AM systems
- Multi-stage filtration system: filter bag (or high capacity pleated filter), medical grade HEPA and chemical filter
- Refillable, 15" deep chemical filter module, up to 66 lbs. (30kg)
- LaserBlue gel seal guarantees ZERO FILTER BYPASS
- Dual high speed turbine for high suction, pressure and airflow
- Office friendly, whisper quiet operation
- Digital control panel
- Enhanced mobility with heavy duty lockable casters

FILTERS



AG128 - Bag Filter



F074
Medical Grade HEPA



F073 - Pleated Filter



AG111
Chemical Filter

Easy access to the primary filters through the top. Fast access to the bag-filter through the side access door. Large capacity bag-filter allows for economical operation of the system. The 15" deep chemical filter and 99.97% HEPA filter are lowered in from the top lid. Motors are easily accessed and serviced in minutes via a hinged access door. Brushless units and custom filter arrangements are also available.

STANDARD CONFIGURATION

Air Flow:	0-480 m³/h / 0-282 CFM
Max Pressure:	90" W.C. / 22 kPa
Motor(s):	2 X 1.0 kW High Speed Turbine
Voltage:	120V or 230V
Dimensions:	13"W x 21"D x 45"H / 330mm x 533mm x 1143mm
Filter Sequence:	Antimicrobial high capacity bag filter (F128) 6" Pleated filter, 60% ASHRAE rated (F073) 2" Medical grade HEPA Filter 99.97% (F074) 15" Chemical filter (AG111)
Optional Inlets:	1.5", 2", 3" or 4" diameter
Discharge:	Recirculation grille (Standard configuration); Optional 3" or 4" side discharge collars for venting to the exterior
Sound Level:	52 dBA at full speed
Controls:	Remote ON/OFF, communication capabilities, audible and visual alarms
Suction hose:	6 feet (2m) of heavy duty hose and clamps

Quatro reserves the right to modify any specifications, at any time without prior notice.

SPH800 SERIES

FUME EXTRACTORS FOR HIGH VOLUME AM APPLICATIONS



HEAVY DUTY



QUIET OPERATION

**DISCOVER
OUR CUSTOM
CONFIGURATIONS**



Left to right:
PF800S Standalone Bag Pre-filter Module, SPH835 with PF800A attached, SPH835 Standalone and SPH400 (size reference)

1.877.978.2876 • quatroair.com

- Our most powerful fume extractors
- Cost-effective high pressure system
- LaserBlue gel seal guarantees ZERO FILTER BYPASS
- Whisper quiet operation
- Enhanced mobility with heavy duty lockable casters
- Easy-access filter compartment (no tools required)
- Powered by 3 high-speed turbines (CSA/UL approved)
- Digital control panel
- Up to 100 lbs. (45 kg) of chemical filtration media
- **Also available:** brushless units and custom filter configurations


FILTERS



AG168
Knock-out Pad



F074
Medical Grade HEPA



F071
Pleated Pre-filter



AG097
Chemical Filter

PF800 PRE-FILTER MODULE

- High capacity, self-contained bag pre-filter module, provides additional filtration to any existing system
- 3 High density antimicrobial filter bags
- Large holding capacity



STANDARD CONFIGURATION

Air Flow:	0- 610 m ³ /h / 0-360 CFM
Max Pressure:	90" W.C. / 22 kPa
Motor(s):	3 X 1.0 kW High Speed Turbine, UL & CSA Listed
Voltage:	230V
Dimensions:	16"W x 25"D x 30"H / 406mm x 635mm x 760mm
Filter Sequence:	Multi layered knock-out pad (1 / inlet) (F166-125) 2 x Pleated pre-filter, 30% ASHRAE rated (F071) 2 x 2" Medical grade HEPA filter 99.97% (F074) 2 x 8" Chemical filter (AG097)
Optional Inlets:	1.5", 2", 2.5", 3" or 4" diameter
Discharge:	Recirculation grille (Standard configuration); Optional 3" or 4" side discharge collars for venting to the exterior
Sound Level:	54 dBA at full speed
Controls:	Remote ON/OFF, communication capabilities, audible and visual alarms
Suction hose:	6 feet (2m) of heavy duty hose and clamps

Quatro reserves the right to modify any specifications, at any time without prior notice.

AF2000

FUME EXTRACTORS FOR LARGE AM SYSTEMS


 ■■■■■■■■■■
 MEDIUM DUTY


 QUIET OPERATION


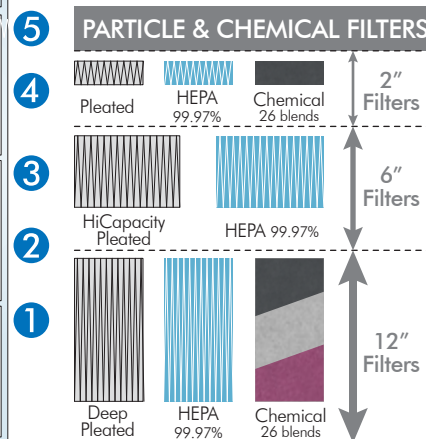
 DISCOVER
 OUR CUSTOM
 CONFIGURATIONS

 1.877.978.2876 • quatroair.com

- Designed for large laser enclosures
- Front door access to filters and the motor blower
- Multi-stage filtration system: pre-filter, HEPA and chemical filter
- Custom filter configurations available
- High quality blower motors
- Very high volumetric flow rate
- Whisper quiet operation
- Digital control panel
- **Also available:** articulated arms, hoods and ducting accessories



5 STAGE FILTRATION SYSTEM



Air Flow:	Nominal 1700 m³/h / 1000 CFM
Voltage:	120V or 230V
Dimensions:	24"W x 26"D x 71"H / 610mm x 660mm x 1800mm
Filtration:	Pre-filters Medical grade HEPA filters 99.97% Chemical filter, up to 200 lbs / 90kg
Inlets:	6" standard. Optional: 2", 3" or 4" diameter
Discharge:	Recirculation grille Optional 10" or 12" discharge collars for venting to the exterior
Sound Level:	54 dBA at full speed
Controls:	Remote ON/OFF, communication capabilities, audible and visual alarms
Suction hose:	12 feet (3.6m) of flexible hose & clamps

STANDARD CONFIGURATION